



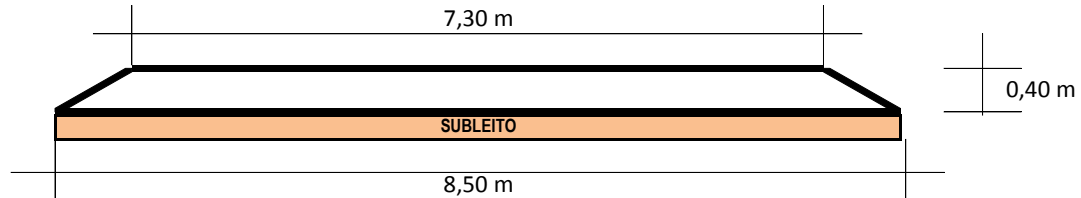
OBRA: CONSERVAÇÃO RODOVIÁRIA  
LOCAL: RODOVIA: TRANSFORLÂNDIA  
TRECHO: BR-163 / FORLANDIA

DATA: 05/10/2017

EXTENSÃO: 45,70 km

SECÇÕES TRANSVERSAIS TERRAPLENAGEM

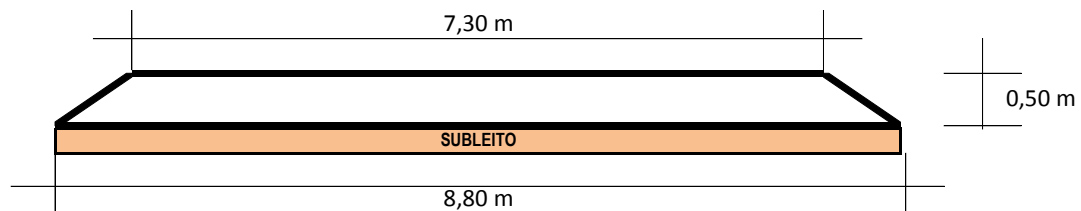
1 - SECÇÃO PARA ELEVAÇÃO DO GREIDE



$$S = \frac{7,30 \text{ m} + 8,50 \text{ m}}{2,00} \times 0,40 \text{ m}$$

$$S = 7,90 \text{ m} \times 0,40 \text{ m}$$

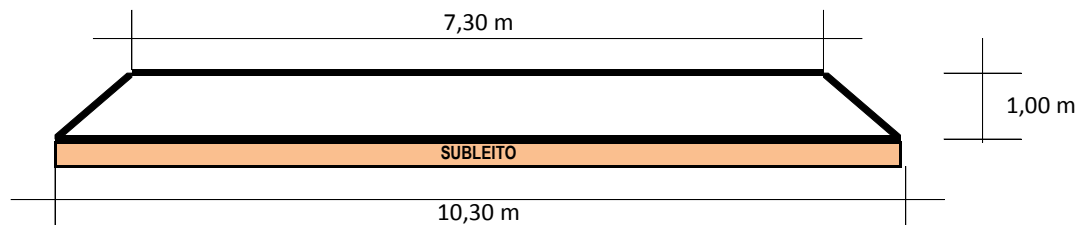
$$S = 3,160 \text{ m}^2$$



$$S = \frac{7,30 \text{ m} + 8,80 \text{ m}}{2,00} \times 0,50 \text{ m}$$

$$S = 8,05 \text{ m} \times 0,50 \text{ m}$$

$$S = 4,025 \text{ m}^2$$

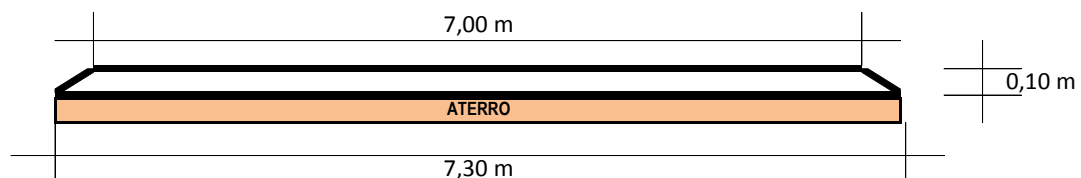


$$S = \frac{7,30 \text{ m} + 10,30 \text{ m}}{2,00} \times 1,00 \text{ m}$$

$$S = 8,80 \text{ m} \times 1,00 \text{ m}$$

$$S = 8,800 \text{ m}^2$$

2 - SECÇÃO PARA REVESTIMENTO PRIMÁRIO



$$S = \frac{7,00 \text{ m} + 7,30 \text{ m}}{2,00} \times 0,10 \text{ m}$$

$$S = 7,15 \text{ m} \times 0,10 \text{ m}$$

$$S = 0,715 \text{ m}^2$$